

Large format Touch-screen LCD displays for the educational sector



PRESENTING
THE HUMAN TOUCH

 **FOCUS**
TOUCH

BEYOND THE BEAMER

Following the swift introduction of Interactive Whiteboards, it's successor is now taking schools all across Europe by surprise. This next generation of tools takes Interactive School boards to the next level. Look, point and click: it doesn't get any simpler.

Control your computer with your fingertip through the LCD monitor. Write and erase, but you can also load trusted programs like Word and Excel with one finger.

Control is everything!

65 inch



An all-in-one solution!

The Focus Touch program is a complete series of Full HD LCD screens, with built-in Infrared touch option. Hook up the LCD monitor to your computer or laptop, install the touch driver and get started immediately!

What do you **NOT** need any more?

- A beamer... nor any linked products, like beamer supports, lamps, filters etc.
- Digital pen with batteries
- Special software.

55 inch



IDEAL CONDITIONS FOR TRANSFERRING KNOWLEDGE

The wide range of 32"-65" monitors offers a suitable choice for anyone. All components used are of industrial quality and built to last. With a life expectancy of 70.000 hours these monitors will last a school life. Solid metal casing and the absence of moving parts makes these monitors durable and maintenance free. A solid solution for highly dynamic environments like schools!



Anything you can do with Windows or a regular digital whiteboard, you can also do with Focus Touch. But that is not all! For educational purposes we also deliver the well known Focus Board software with each monitor. This easy to use software package has a Windows 'look and feel'. Preparing lessons and presentations has never been this easy.

Write or draw over Powerpoint presentations or internet pages and automatically save all pages on your computer. Personalise the software by adding to the extensive library and even adapting the menu's!

42 inch

32 inch



THE FUTURE WITHIN REACH

Focus Touch rids you of many irritations!


- No problems with alignment
- No problems with sunlight or indirect light in the room
- No heat admission from any projector
- No digital pen or batteries
- No maintenance (no moving parts)
- Only minimal calibration moments
- No noise from cooling fan (fanless design)
- No glaring into bright beamer light
- No problems with broken lamps
- The LCD screen has no Hot Spot
- Your not working in your own shadow
- Works with any stand alone software

Interactive lessons made easy!

- Ergonomically safe
- Environmental friendly because of low energy use
- Built for 24/7 usage
- Industrial components make for long life expectancy (70.000 hours)
- Very strong hardened glass surface, vandalism proof
- High brightness, easy on the eyes
- Films on HD-quality are no problem

Complete demo-models are available at several locations throughout Europe. Call for an appointment.

The hardened glass that is used for these monitors meets up to the following standard: UL-1950 (a drop test at the centre of the glass, with a steel bal of 500 gram/Ø 50 mm from 130 cm height does not break the glass). Finger-prints, dirt and smudges or even scratches do not interfere with a proper operation of the touch monitor.

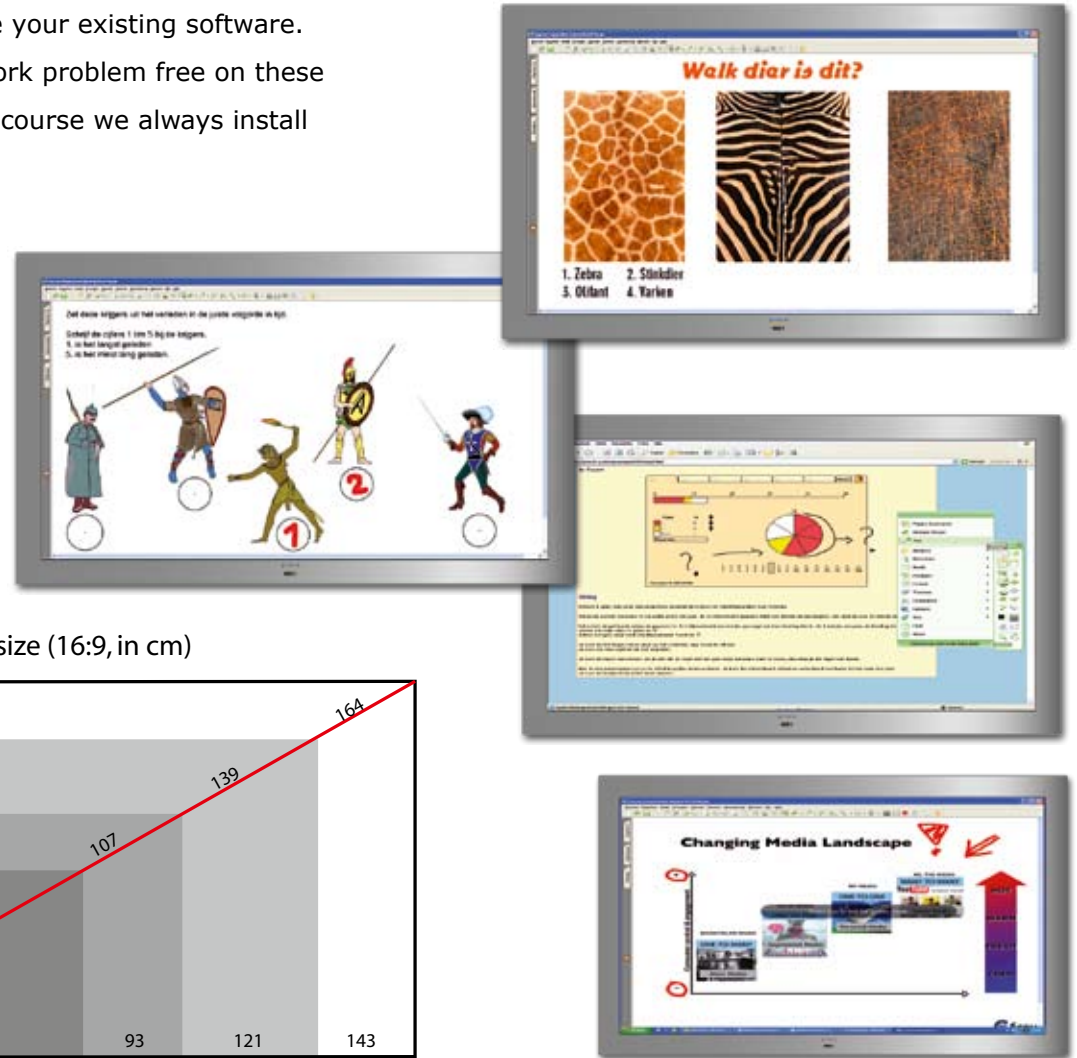


Training

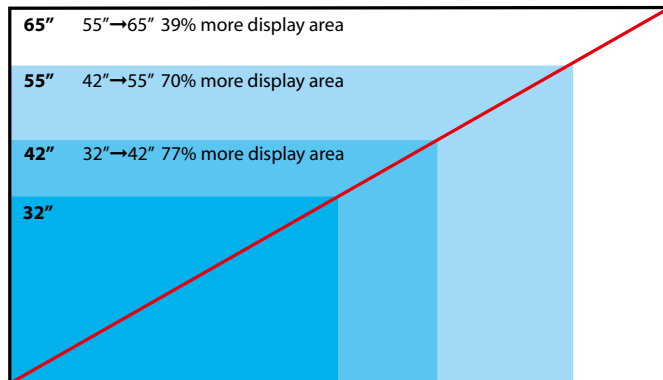
We offer some short introduction courses upon request. However, normally the brief introduction immediately after installation of the system makes for a speedy start.



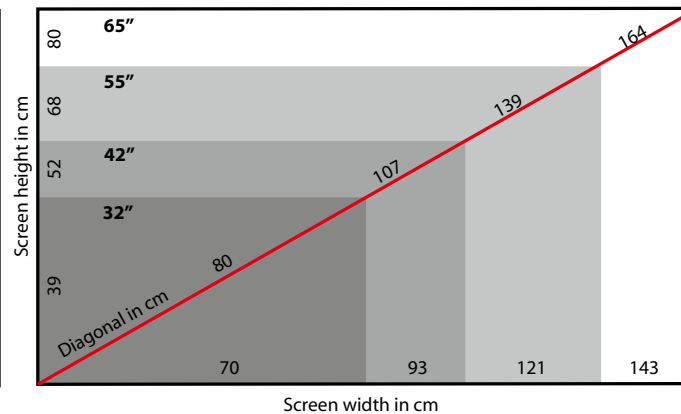
Since the Focus Touch monitors are **software independent** you may use your existing software. Stand alone varieties of all known software programs for digital boards work problem free on these screens. That means no schooling required – get started immediately! Of course we always install complete Focus Touch software anyway.



Comparison screen surface (16:9, in inches)



Comparison screen size (16:9, in cm)




TECHNICAL SPECIFICATIONS



	32"	42"	55"	65"
Resolution	1.366 x 768 WXGA	1.920 x 1.080 FH	1.920 x 1.080 FH	1.920 x 1.080 FH
Aspect ratio	16:9	16:9	16:9	16:9
Max display timing	1.366 x 768 @ 60 hz	1.920 x 1.200 @ 60 hz	1.920 x 1.200 @ 60 hz output 120 hz	1.920 x 1.200 @ 60 hz
Screen diagonal	31,5" (80 cm)	42" (106,7 cm)	54,6" (138,7 cm)	64" (164 cm)
Active area	698 x 393 mm	930 x 523 mm	1.209 x 680 mm	1.428 x 803 mm
Outside measurements	W. 815 x H. 506 x D. 110 mm	W. 1.045 x H. 638 x D. 126 mm	W. 1.367 x H. 839 x D. 156 mm	W. 1.561 x H. 918 x D. 143 mm
Surface	Tempered glass 4 mm	Tempered glass 4 mm	Tempered glass 4 mm	Tempered glass 4 mm
LCD pixel pitch	0,51075 mm	0,4845 mm	0,6 mm	0,744 mm
Screen type	Anti Glare 3H	Anti Glare 3H	Anti Glare 3H	Anti Glare 2H low reflection
Screen brightness	500 nits	500 nits	500 nits	450 nits
Response time	6,5 ms total typical	6,5 ms total typical	4,5 ms gray-to-gray	6 ms total typical
Contrast ratio	1.500:1	1.500:1	4.000:1	2.000:1
Viewing angle	178 degrees	178 degrees	176 degrees	176 degrees
Colours	16,7 million	16,7 million	1,073 biljon	16,7 million
Backlight type	CCFL	CCFL	CCFL	CCFT
Backlight life (1/2 brightness)	70.000 hours	70.000 hours	70.000 hours	70.000 hours
Voltage	100-240 vac 50/60 hz auto switch	100-240 vac 50/60 hz auto switch	100-240 vac 50/60 hz auto switch	100-240 vac 50/60 hz auto switch
Power consumption	95 watts	130 watts	200 watts	560 watts
DDC	DDC 2B	DDC 2B	DDC 2B	DDC 2B
Operational temperature	0-50 degrees C	0-50 degrees C	0-50 degrees C	0-50 degrees C
Operational air humidity	10-85% RH non condensing	10-85% RH non condensing	10-85% RH non condensing	10-85% RH non condensing
Weight monitor (ex stand)	± 32 kg	± 45 kg	± 65 kg	± 90 kg
Mechanical	Enclosure and fanless design	Enclosure and fanless design	Enclosure and fanless design	Enclosure and fanless design
Video input	VGA 2x, DVI 1x	VGA 2x, DVI 1x	VGA 2x, DVI 1x	VGA 2x, DVI 1x
Video output	VGA 1x	VGA 1x	VGA 1x	VGA 1x
Touch technology	IR	IR	IR	IR
Display control	RS-232 or IR Remote	RS-232 or IR Remote	RS-232 or IR Remote	RS-232 or IR Remote

Apart from Touch monitors we also offer a complete range of accessories. For instance, there are many ways to mount the LCD touch monitors. We will gladly quote for installation of turn key solutions. We will even take down and destroy your old schoolboard or presentation equipment.



Sweezz Electric Touch


Multifunctional wall support for touch screens with mounting option for soundbar.

- Electric height adjustable.
- Fits monitors 42-55".




Sweezz mounting column

For partition walls includes plaster wall support.




Wall support 42"

- Wallmounted.
- Max weight 75 kg.
 - Lockable with padlock (sold separately).
 - Built in level for easy installation.



Wall support 55" Chief

- Wallmounted.
- Max weight 80 kg.



Heavy duty wall support 65" Chief

- Wallmounted.
- Max weight 113 kg.
 - Micro adjustment.



Swing-arm 55" Chief

- Wallmounted.
- Max weight 90 kg.



Webcam platform

For Swing-arm Chief.



Soundbar mounting support

For Swing-arm Chief.



Flexible wall support 42"

- Wallmounted.
- Max weight 90 kg.
 - 15 degrees tiltable.
 - 120 degrees swivel.



Soundbar speakerset

- 30 watts.
- Clean stylish design. Casing in black, front in silver. Built in subwoofer and 5.1 CH.
- Remote control.



Lift electrical 42"-55"

- Max weight 65 kg.
- Max range 90 cm.
- Range is programmable.
- Noise only 30 db.
- Power usage 40 watts.
- Remote control.



Mobile support 42-55"

- Max weight 65 kg.
- Monitor is height adjustable.
- Solid construction with 4 castored and vulcanized wheels, 2 of which with brakes (front-side).
- Laptop tray with opening for steel security cable (sold separately).
- Lockable with padlock (sold separately).



Floor support 42-55" Chief

- Max weight 65 kg.
- Fixed position, not movable.



Laptop platform Chief

Gastype spring Chief

- (not shown)
- Neutralises 56 kg weight.
 - reach 813 mm.

Webcam platform Chief

- (not shown)
- For support, mounted below or over display.



Mobile support 42-55" Chief

- Max weight 65 kg.
- 4 solid wheels.



Whiteboard

- Enamel steel 90 x 120 cm. High quality whiteboard from white enamelled steel (800°C). Whiteboard for highly intensive and permanent use.
- Anodised aluminium Softline profile with grey synthetic corners.
 - Including 30 cm pen tray and mounting materials.



Starter kit for whiteboard

- Contains:
- 4 board markers,
 - 1 magnetic pen holder,
 - 10 magnets,
 - 1 magnetic felt wiper with 10 spare felts,
 - 1 cleaning spray.



DEALER